
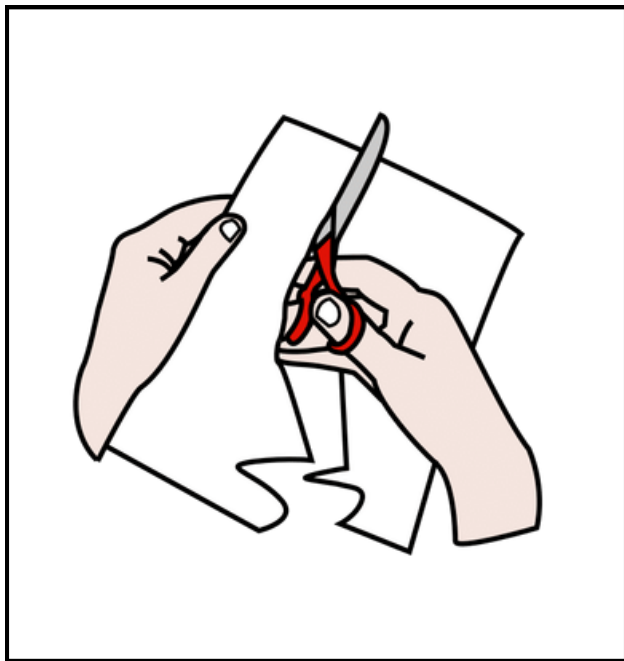

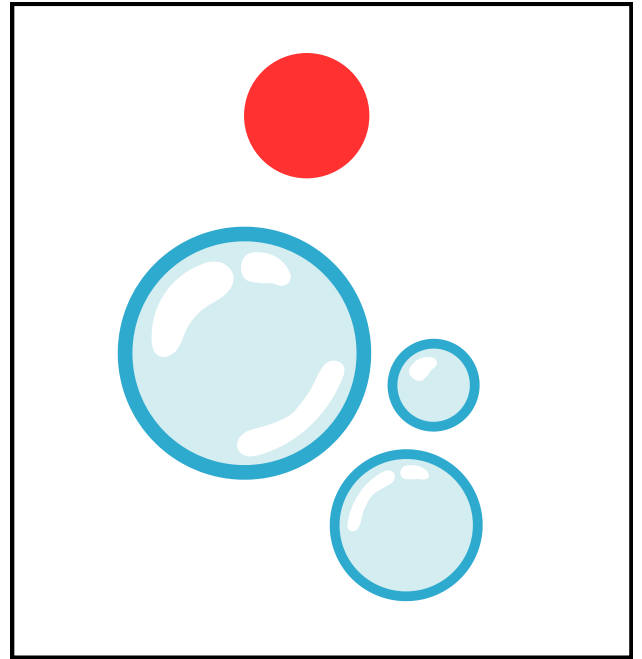


























FRASE MINIMA
COSTRUTTO FRASALE
SVO























ISTRUZIONI



L'attività di **costrutto frasale** viene proposta per aiutare il bambino a costruire frasi semplici e complete, favorendo lo sviluppo della competenza linguistica e della struttura sintattica di base (soggetto – verbo – oggetto). I pallini rossi fungono da supporto visivo per facilitare l'emissione degli articoli e delle preposizioni, che spesso vengono omessi o semplificati nel linguaggio spontaneo.

Quando viene utilizzata?

È utile quando il bambino sta imparando a organizzare le parole all'interno della frase oppure quando presenta difficoltà nella produzione di frasi complete, tendendo a usare parole isolate o strutture ridotte. L'attività supporta in particolare l'emissione degli elementi grammaticali (articoli e preposizioni) che collegano correttamente le parole tra loro.

Come viene utilizzata?

Al bambino vengono presentate immagini che rappresentano azioni semplici della vita quotidiana. Ogni immagine è accompagnata da tre elementi che guidano la costruzione della frase: soggetto, verbo e oggetto.

ISTRUZIONI



I pallini rossi indicano i punti in cui è necessario inserire gli articoli o le preposizioni, aiutando il bambino a ricordare di pronunciarli durante la produzione della frase.

La richiesta è di osservare l'immagine e costruire una frase completa seguendo l'ordine suggerito.